



## LED Track Light ESSEN Datasheet

Number of heads	1
Mounting	Track or surface mounting
Description	LED 12 W, CRI 85
Luminaire luminous flux	90 lm/W
Voltage (V)	220-240
Environment	Indoor
Notes	LED Light ESSEN is designed with a modern and an efficient look. The driver is located inside of the housing.



LED light to be installed on 1-phase 2 wire track, 3-phase 4 wire track or on surface.

### OPTICAL

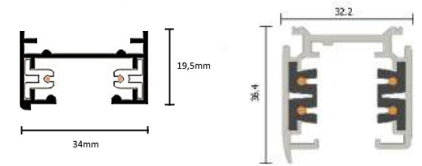
Reflector finish	Aluminum
Aiming	Adjustable 90° and on track also 350°
Light distribution symmetry	Symmetric
Beam angle	24°
Color temperature	3000K

### ELECTRICAL

Wattage	12 W
Transformer mounting	Integral
Transformer type	Electronic
Frequency	50-60 HZ
Voltage	220-240 V


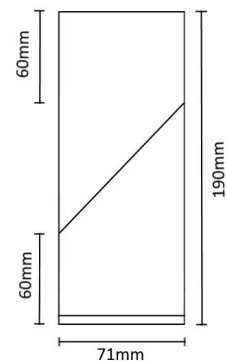
### PHYSICAL

Spot diameter (mm)	Ø 42
Construction material	Aluminium
Weight (kg)	0,8
Luminaire lifespan	30 000h
LED module	COB
Driver	Flicker free
Working temperature	0 to +40 °C
Warranty	3 years from purchase date



● Black    ● White

Dimensions: Ø71 x 190mm



### CERTIFICATIONS

